

Please make sure that you print this resource at 100% so that all measurements are correct.

To do this, follow the relevant steps below.

Adobe Reader or Adobe Acrobat

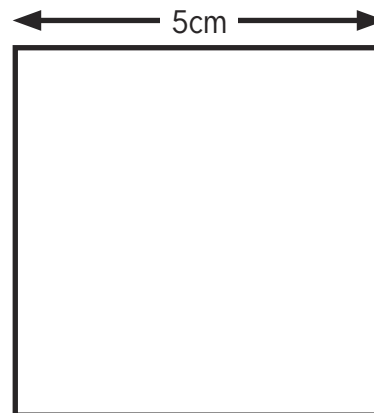
- Adobe Reader is a free PDF viewer, from Adobe. To install a copy of Adobe Reader, go to <https://get.adobe.com/uk/reader/>.
- Once Adobe Reader is installed, open your PDF.
- Go to File>Print.
- Under 'Page Sizing & Handling', select 'Size'.
- From here, make sure that 'Actual Size' is selected.
- Print this page as a test, making sure that the shape below is the correct size once printed.
- If the test print is correct, print your PDF.

Foxit Reader

- Go to File>Print.
- Set the 'Scaling' to 'None'.
- Print this page as a test, making sure that the shape below is the correct size once printed.
- If the test print is correct, print your PDF.

Web Browser

- If printing from a web browser, such as Chrome, Firefox or Microsoft Edge make sure that your printer is set to print at 100%, either by unticking 'Fit to Page' or selecting 'Actual Size'.
- Print this page as a test, making sure that the shape below is the correct size once printed.
- If the test print is correct, print your PDF.






Comparing Lengths and Heights

We have been learning to compare heights and lengths and describe them using language like shorter and taller, shorter and longer.

Can you put your favourite toys in order of size?

Take a photo or draw a picture of them in order from **shortest** to **tallest**.

shortest  tallest






Comparing Lengths and Heights

We have been learning to compare heights and lengths and describe them using language like shorter and taller, shorter and longer.

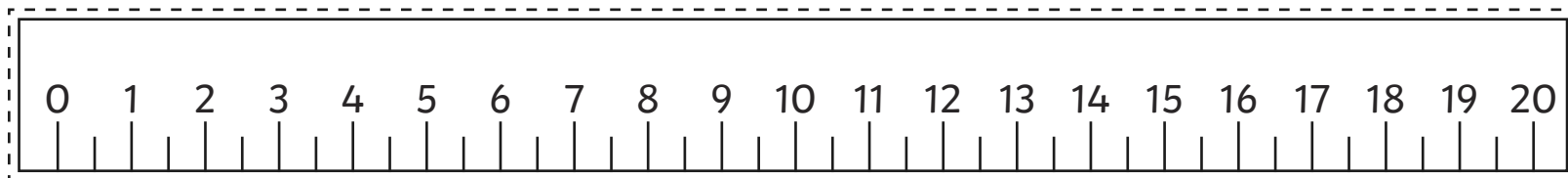
Can you find five things in your house that are **longer** than a ruler? Take pictures or draw the items you find.



Can you find five things that are **shorter** than a ruler? Take pictures or draw the items you find.



Cut out this ruler and use it to measure your objects.





Comparing Lengths and Heights

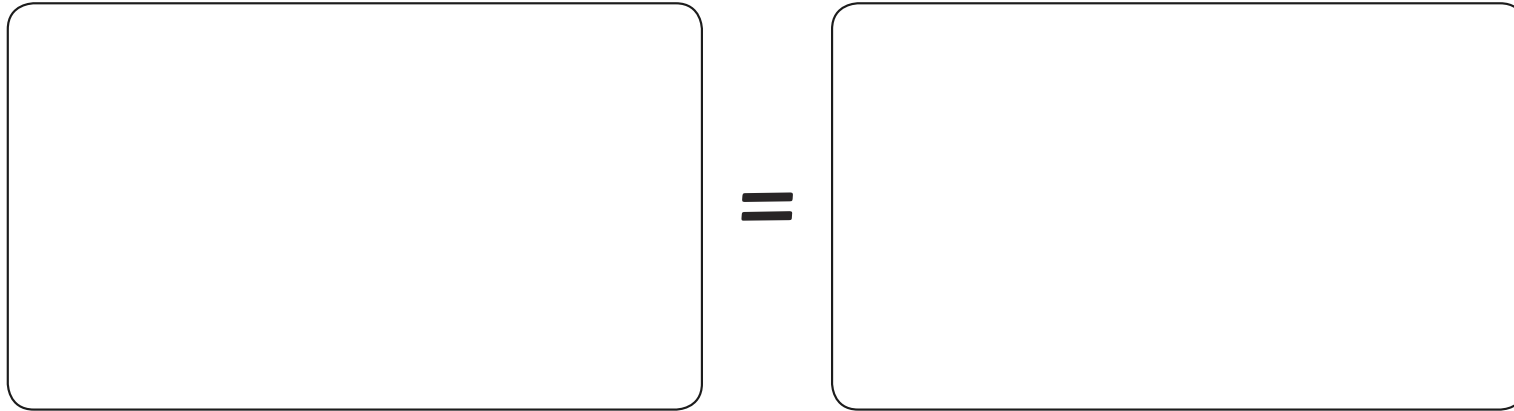
We have been learning to compare heights and lengths and describe them using language like shorter and taller, shorter and longer.

Can you find any items that are **longer** than 10cm? Take a photo or draw them.

Can you find any items that are **shorter** than 15cm? Take a photo or draw them.



Can you find two items in your house that are **equal** in size? Take a photo or draw them.



Cut out this ruler and use it to measure your objects.

